



FEATURES

- Ultra low deflection
- Robust strain relief
- 17-4 PH stainless-steel construction
- For use in compression
- Utilizes metal foil strain gauge technology

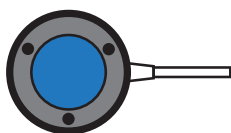
 Non-loading surface, do not contact

 Active End

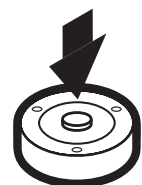
 Fixed End



Top view



Bottom view



+ Output (compression)

SPECIFICATIONS

PERFORMANCE

Nonlinearity	±0.5% of RO
Hysteresis	±0.5% of RO
Nonrepeatability	±0.1% of RO

ELECTRICAL

Rated Output (RO)	1 mV/V nom (25 lb) 2 mV/V nom (50 lb)
Excitation (VDC or VAC)	18 max
Bridge Resistance	350 Ohm nom
Insulation Resistance	≥500 MOhm @ 50 VDC
Connection	#29 AWG, 4 conductor, spiral shielded Teflon cable 10-ft [3 m] long
Wiring/Connector Code	WC1

MECHANICAL

Weight (approximate)	0.7 oz [20 g]
Safe Overload	150% of RO
Deflection	See chart on next page
Material	17-4 PH stainless-steel
IP Rating	IP64

TEMPERATURE

Operating Temperature	-60 to 200°F (-50 to 93°C)
Compensated Temperature	60 to 160°F (15 to 72°C)
Temperature Shift Zero	±0.01% of RO/°F (±0.018% of RO/°C)
Temperature Shift Span	±0.02% of Load/°F (±0.036% of Load/°C)

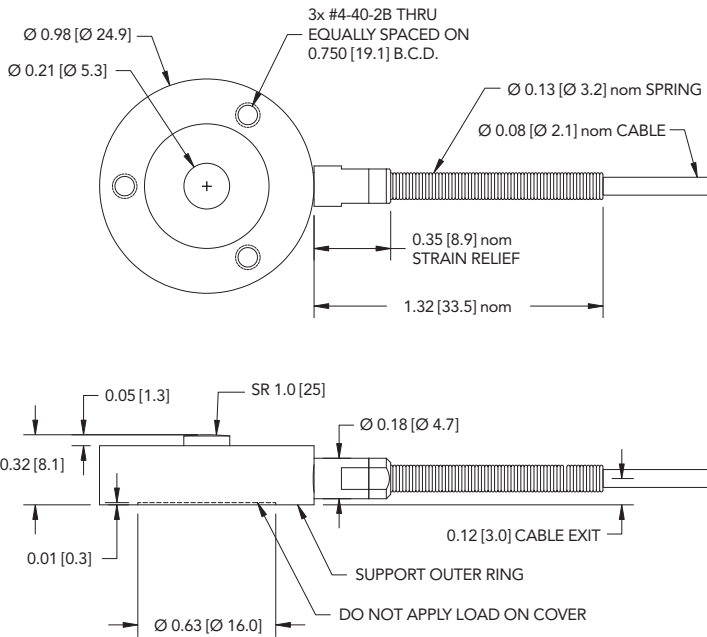
CALIBRATION

Calibration Test Excitation	10 VDC
Calibration (standard)	5-pt Compression
Shunt Calibration Value	60.4 kOhm (50 lb) 100 kOhm (25 lb)

CONFORMITY

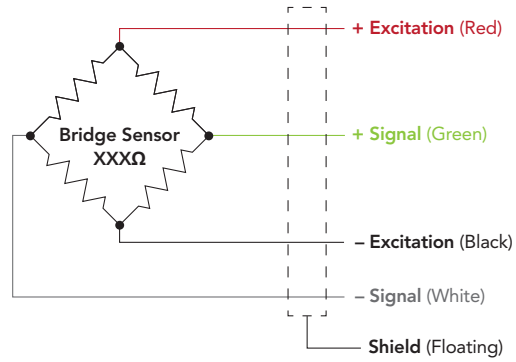
RoHS	2011/65/EU
CE	EN55011:2009; EN61326-1:2006

DIMENSIONS inches [mm]



WIRING CODE (WC1 WITH SHIELD)

RED	+ EXCITATION
BLACK	- EXCITATION
GREEN	+ SIGNAL
WHITE	- SIGNAL
SHIELD	FLOATING



CAPACITIES

ITEM #	lb	N	FZ Deflection (in)	Natural Frequency (Hz)
FSH03999	25	111	0.0007	5300
FSH04000	50	222	0.0005	8600

Drawing Number: F11398-B

FUTEK reserves the right to modify its design and specifications without notice.

www.futek.com



R0HS



U.S. Manufacturer